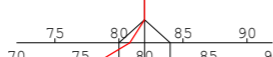
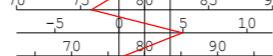
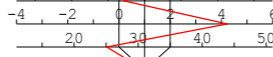

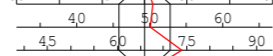

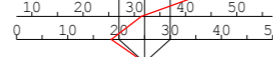


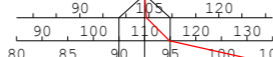
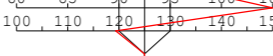

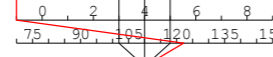


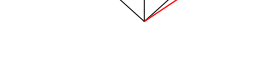











	Value	Norm	Std Dev	
Sagittal measurements				
SNA (°)	80.8	82.0	2.0	
SNB (°)	75.8	80.0	2.0	
ANB (°)	5.0	2.0	2.0	
SNPog (°)	77.2	80.0	3.5	
Wits Appraisal (mm)	4.2	1.0	1.0	
Beta Angle (°)	25.0	31.0	4.0	
Lineal measurement				
S-N (mm)	76.0	75.0	3.0	
PNS-A (mm)	50.1	49.3	3.5	
Mandibular length (Go-Gn) (mm)	74.0	65.9	5.5	
Inclination measurements				
NSL/NL (°)	12.8	8.0	2.0	
NSL/ML (°)	31.3	32.0	5.0	
ML/NL (°)	18.5	25.0	5.0	
Growth tendency				
Go (°)	123.6	130.0	5.0	
S-Go/N-Me (%)	68.2	64.0	2.0	
Incisors position				
U1 - SN (°)	104.4	104.0	5.5	
U1 - Palatal Plane (°)	115.0	110.0	5.0	
L1-ML (°)	105.0	92.5	2.5	
Interincisal Angle (U1-L1) (°)	119.3	125.0	5.0	
Soft tissue				
Facial Angle (°)	22.1	12.0	3.0	
Lower Lip to E-Plane (mm)	-3.7	2.0	1.0	
Upper Lip to E-Plane (mm)	-3.2	4.0	1.0	
Nasolabial Angle (Col-Sn-UL) (°)	122.2	110.0	8.0	
Soft Tissue				
Upper Facial Height (G - SN) (mm)	69.4	62.5	2.5	
Lower Facial Height (SN - Me) (mm)	66.4	62.5	2.5	
Upper Lip Length (SN - ST) (mm)	23.3	19.5	1.5	
Lower Lip Length (ST - Me) (mm)	43.1	39.0	3.0	

SUMMARY ANALYSIS
 Class II Molar Relationship
 Skeletal Class II (ANB)
 Skeletal Class II (A-Po)
 Skeletal Class II (Wits)
 Retrusive Mandible (Pg-N)
 Excessive Overjet
 Deep Overbite

